Centre 1022

TACROLIMUS
International Proficiency Testing Scheme

PT Distribution 248

Samples dispatched on: 05 January 2016
Results deadline: 29 January 2016

Method: HPLC/MS or HPLC/MS/MS **Group Code: HPLC/MS**

PT Code 248A Result

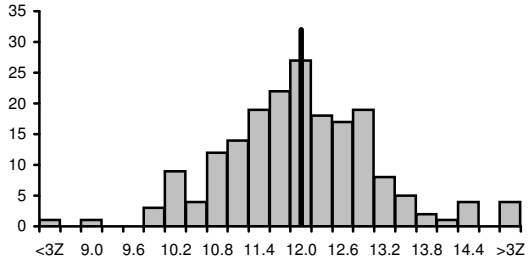

Target concentration (ng/mL)	Pool
Method mean (ng/mL)	11.7
SD	1.0
CV	8.5%
Your result (ng/mL)	11.8
Inaccuracy	+0.9%
Z Value	0.1
Accepted	Yes
Total number of results	190
Number of accepted results	185

PT Code 248B Result

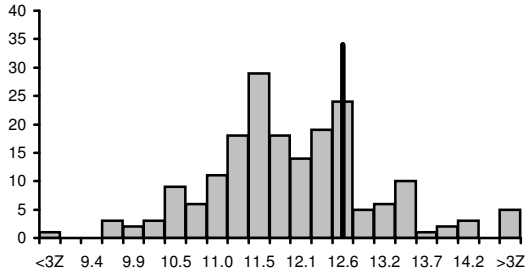

Target concentration (ng/mL)	Pool
Method mean (ng/mL)	11.8
SD	0.9
CV	7.6%
Your result (ng/mL)	12.4
Inaccuracy	+5.1%
Z Value	0.7
Accepted	Yes
Total number of results	190
Number of accepted results	183

PT Code 248C Result

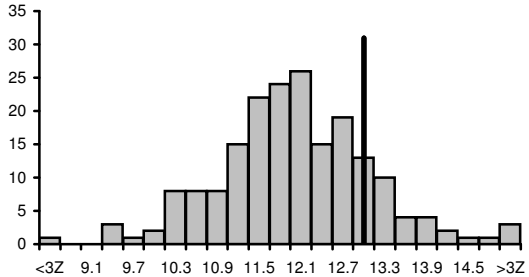

Target concentration (ng/mL)	Pool
Method mean (ng/mL)	11.8
SD	1.0
CV	8.5%
Your result (ng/mL)	12.8
Inaccuracy	+8.5%
Z Value	1.0
Accepted	Yes
Total number of results	190
Number of accepted results	186

Bias plot: Distribution 245 - 248

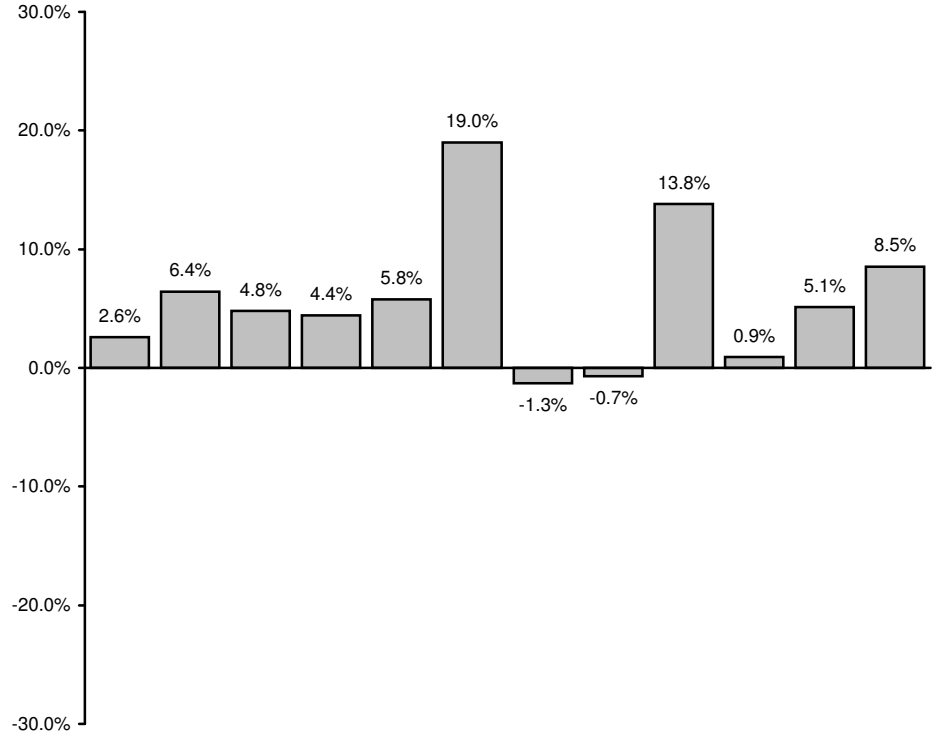

PT Code	245A	245B	245C	246A	246B	246C	247A	247B	247C	248A	248B	248C
Bias	2.6%	6.4%	4.8%	4.4%	5.8%	19.0%	-1.3%	-0.7%	13.8%	0.9%	5.1%	8.5%
Target value	Pool	12.0	7.0	16.0	10.0	Pool	Pool	14.0	8.0	Pool	Pool	Pool
Method Mean	3.8	10.9	6.3	15.9	10.4	2.1	7.5	13.7	8.0	11.7	11.8	11.8
Your value	3.9	11.6	6.6	16.6	11.0	2.5	7.4	13.6	9.1	11.8	12.4	12.8
Accepted	Yes	Yes	Yes	Yes	Yes	Yes	Yes	Yes	Yes	Yes	Yes	Yes