Centre 3066

SIROLIMUS
International Proficiency Testing Scheme

PT Distribution 205

Samples dispatched on: 12 January 2016
Results deadline: 05 February 2016

Method: HPLC/MS or HPLC/MS/MS **Group Code: HPLC/MS**

PT Code 205A Result

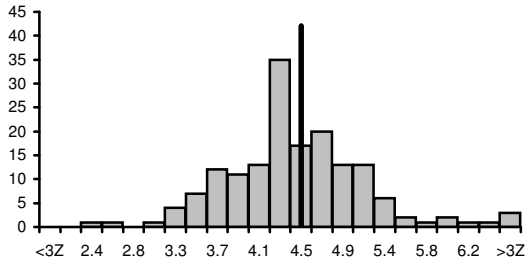

Target concentration (ng/mL)	5.0
Method mean (ng/mL)	4.3
SD	0.7
CV	16.3%
Your result (ng/mL)	4.5
Inaccuracy	+4.7%
Z Value	0.3
Accepted	Yes
Total number of results	164
Number of accepted results	161

PT Code 205B Result

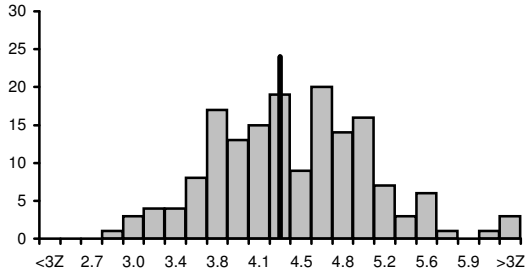

Target concentration (ng/mL)	5.0
Method mean (ng/mL)	4.3
SD	0.6
CV	14.0%
Your result (ng/mL)	4.3
Inaccuracy	+0.0%
Z Value	0.0
Accepted	Yes
Total number of results	164
Number of accepted results	161

PT Code 205C Result

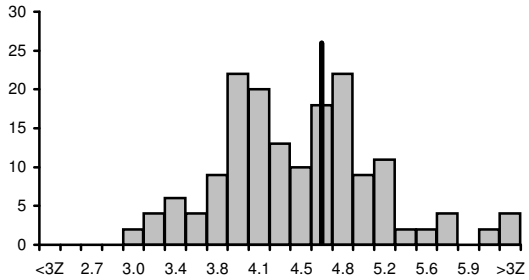

Target concentration (ng/mL)	5.0
Method mean (ng/mL)	4.3
SD	0.6
CV	14.0%
Your result (ng/mL)	4.5
Inaccuracy	+4.7%
Z Value	0.3
Accepted	Yes
Total number of results	164
Number of accepted results	159

Bias plot: Distribution 202 - 205

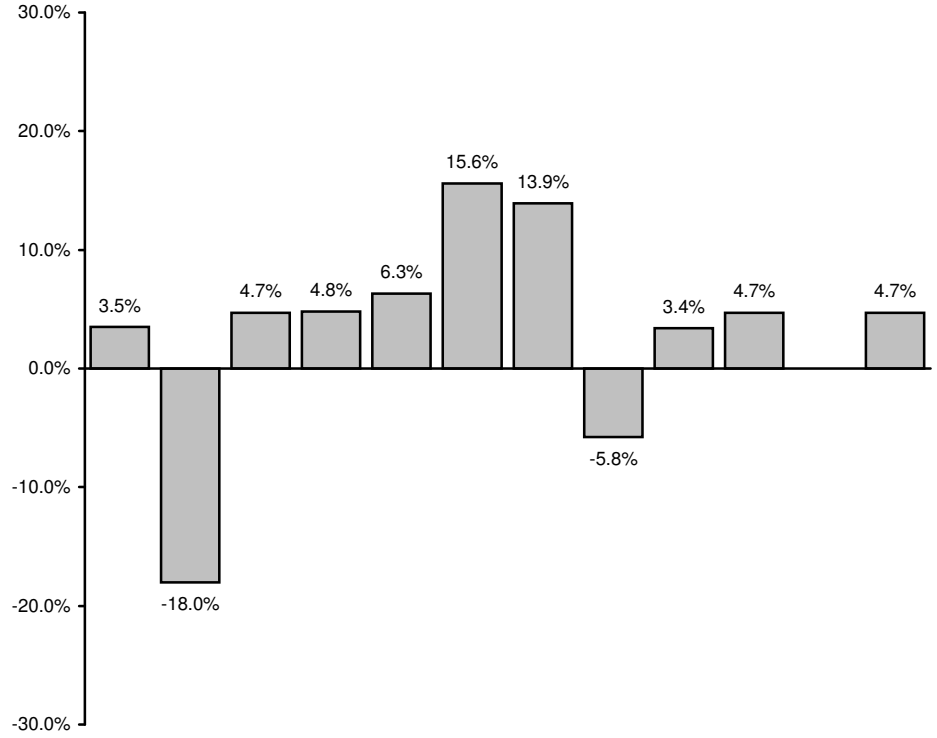

PT Code	202A	202B	202C	203A	203B	203C	204A	204B	204C	205A	205B	205C
Bias	3.5%	-18.0%	4.7%	4.8%	6.3%	15.6%	13.9%	-5.8%	3.4%	4.7%	0.0%	4.7%
Target value	Pool	15.0	30.0	Pool	Pool	Pool	8.0	12.0	Pool	5.0	5.0	5.0
Method Mean	8.6	12.8	27.8	6.3	6.4	6.4	7.9	12.1	5.9	4.3	4.3	4.3
Your value	8.9	10.5	29.1	6.6	6.8	7.4	9.0	11.4	6.1	4.5	4.3	4.5
Accepted	Yes	Yes	Yes	Yes	Yes	Yes	Yes	Yes	Yes	Yes	Yes	Yes