

Centre 4021

PT Distribution 82

Samples dispatched on: 13 January 2015

Results deadline: 20 February 2015

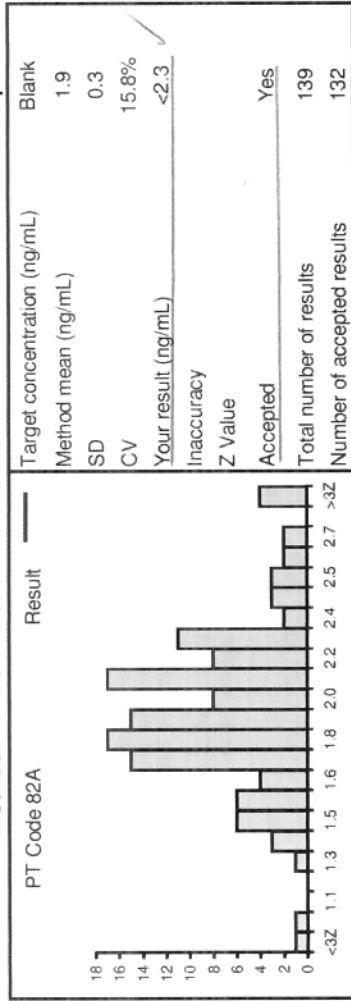
26. Feb. 2015
TQM



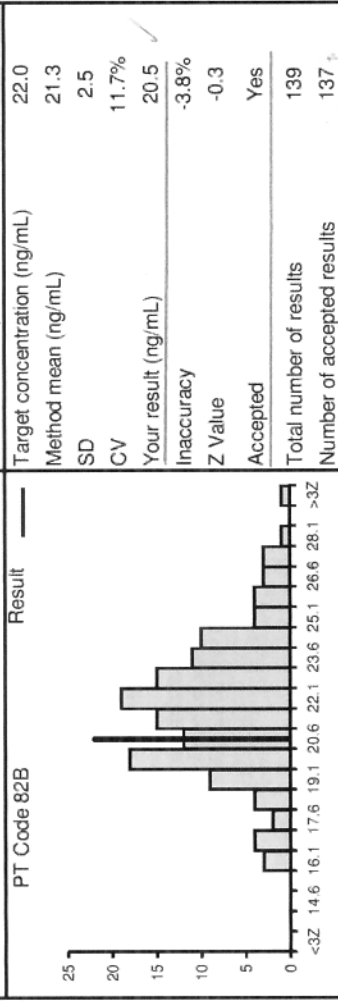
Method: HPLC-MS or HPLC-MS/MS

Group Code: HPLC

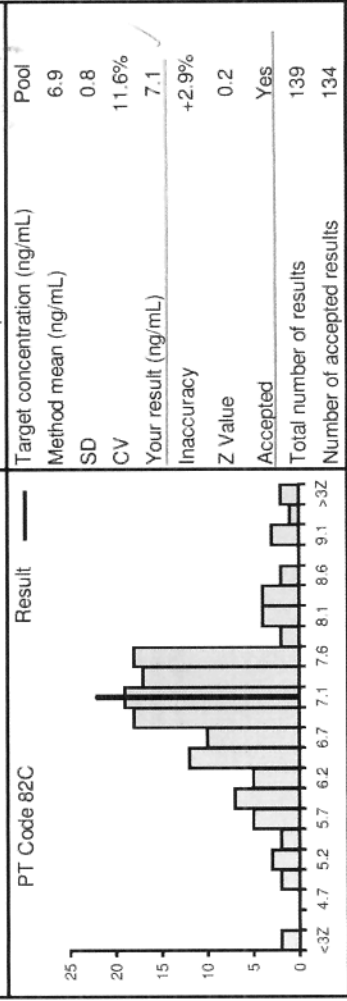
Bias plot: Distribution 79 - 82



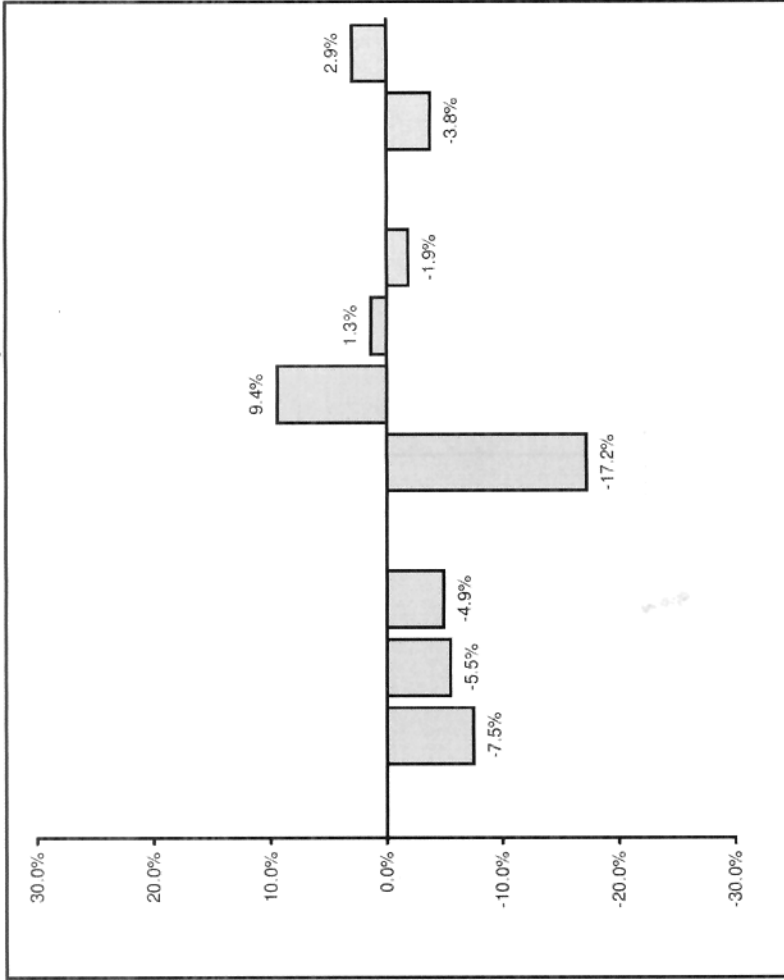
Target concentration (ng/mL)	Blank
Method mean (ng/mL)	1.9
SD	0.3
CV	15.8%
Your result (ng/mL)	<math><-2.3</math>
Inaccuracy	
Z Value	
Accepted	Yes
Total number of results	139
Number of accepted results	132



Target concentration (ng/mL)	22.0
Method mean (ng/mL)	21.3
SD	2.5
CV	11.7%
Your result (ng/mL)	20.5
Inaccuracy	-3.8%
Z Value	-0.3
Accepted	Yes
Total number of results	139
Number of accepted results	137



Target concentration (ng/mL)	Pool
Method mean (ng/mL)	6.9
SD	0.8
CV	11.6%
Your result (ng/mL)	7.1
Inaccuracy	+2.9%
Z Value	0.2
Accepted	Yes
Total number of results	139
Number of accepted results	134



Target value	4.0	Pool	12.0	Pool	1.5	9.0	15.0	8.0	Pool	Blank	22.0	Pool
Method Mean	3.5	5.3	10.9	6.1	1.4	8.7	14.9	7.7	5.2	1.9	21.3	6.9
Your value	3.5	4.9	10.3	5.8	<math><-3</math>	7.2	16.3	7.8	5.1	<math><-2.3</math>	20.5	7.1
Accepted	Yes	Yes	Yes	Yes	Yes	Yes	Yes	Yes	Yes	Yes	Yes	Yes