

Centre 3066



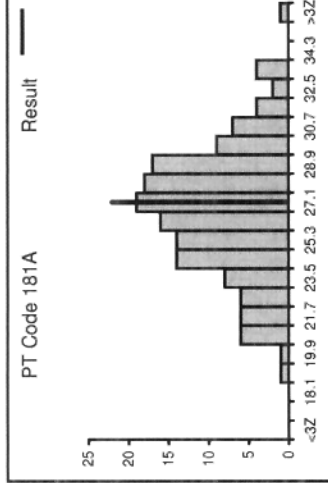
PT Distribution 181

Samples dispatched on: 14th January 2014  
Results deadline: 7th February 2014

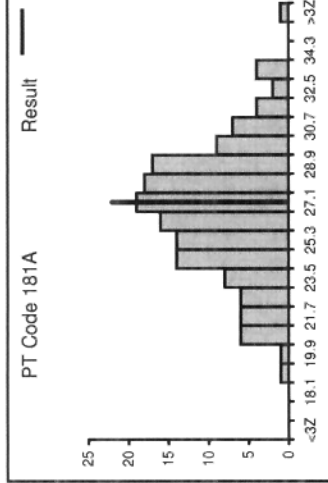
Method: HPLC/MS or HPLC/MS/MS

Group Code: HPLC/MS

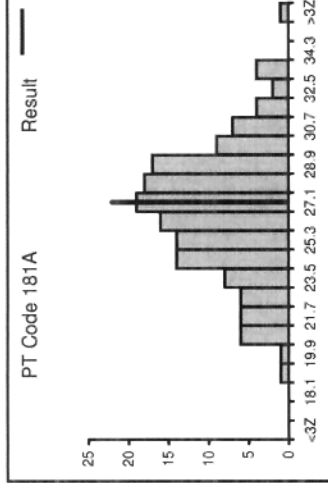
Bias plot: Distribution 178 - 181



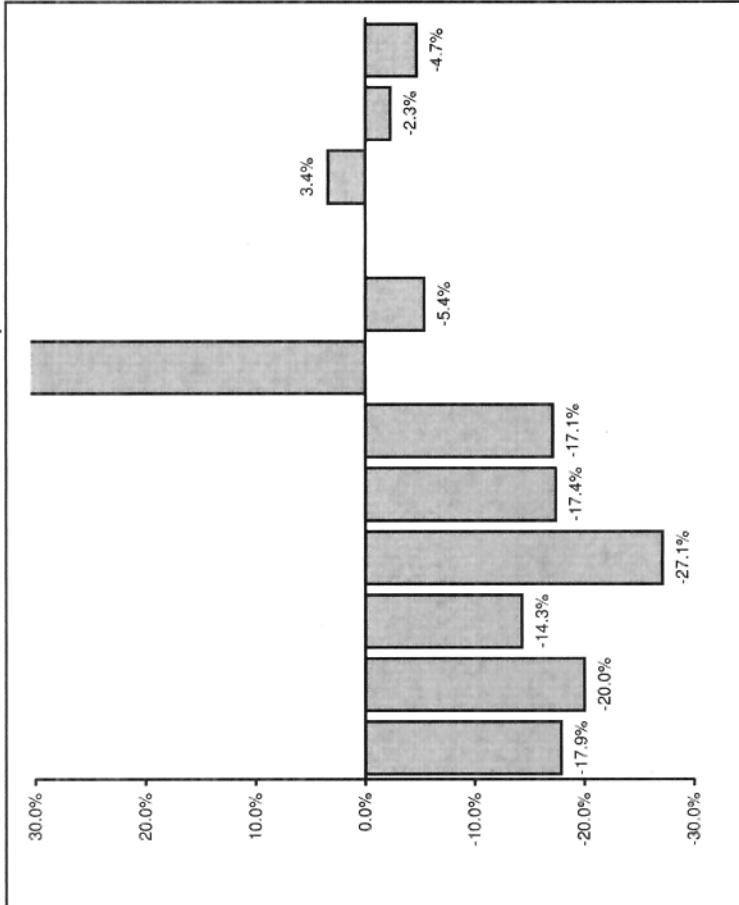
Target concentration (ng/mL)	26.0
Method mean (ng/mL)	26.2
SD	3.0
CV	11.5%
Your result (ng/mL)	27.1
Inaccuracy	+3.4%
Z Value	0.3
Accepted	Yes
Total number of results	154
Number of accepted results	153



Target concentration (ng/mL)	13.0
Method mean (ng/mL)	12.8
SD	1.4
CV	10.9%
Your result (ng/mL)	12.5
Inaccuracy	-2.3%
Z Value	-0.2
Accepted	Yes
Total number of results	154
Number of accepted results	151



Target concentration (ng/mL)	Pool
Method mean (ng/mL)	8.5
SD	1.1
CV	12.9%
Your result (ng/mL)	8.1
Inaccuracy	-4.7%
Z Value	-0.4
Accepted	Yes
Total number of results	154
Number of accepted results	150



PT Code	178A	178B	178C	179A	179B	179C	180A	180B	180C	181A	181B	181C
Bias	-17.9%	-20.0%	-14.3%	-27.1%	-17.4%	-17.1%	-5.4%	-5.4%		3.4%	-2.3%	-4.7%
Target value	6.0	9.0	4.0	7.0	7.0	7.0	3.0	10.0	Pool	26.0	13.0	Pool
Method Mean	5.6	8.0	3.5	7.0	6.9	7.0	2.6	9.2	7.9	26.2	12.8	8.5
Your value	4.6	6.4	3.0	5.1	5.7	5.8	7.8	8.7	<3	27.1	12.5	8.1
Accepted	Yes	Yes	Yes	Yes	Yes	Yes	No	Yes	No	Yes	Yes	Yes